Key Facts

I know the weather changes.
I know that people can predict what the weather will be like.
I know the wind blows in different directions.
The wind gets its name from the direction it blows from.
There are four compass directions.
Our weather changes because the Earth is tilted.

Prior Knowledge

There are different types of weather.
There are seven continents.
Different continents have different weathers.

Seasons – Spring 1

Vocabulary	Definition
sun	The sun is the ball of fire in the sky that the Earth goes round, and that gives us heat and light.
Cloud	A **cloud** is a mass of water vapour that floats in the sky
weather	The weather is the condition of the atmosphere in one area at a particular time, for example if it is raining, hot, or windy.
Weather symbol	A picture that helps us understand what weather is happening.
satellite	A satellite is an object which has been sent into space in order to collect information or to be part of a communications system.
wind	A wind is a current of air that is moving across the earth's surface.

Image / diagram



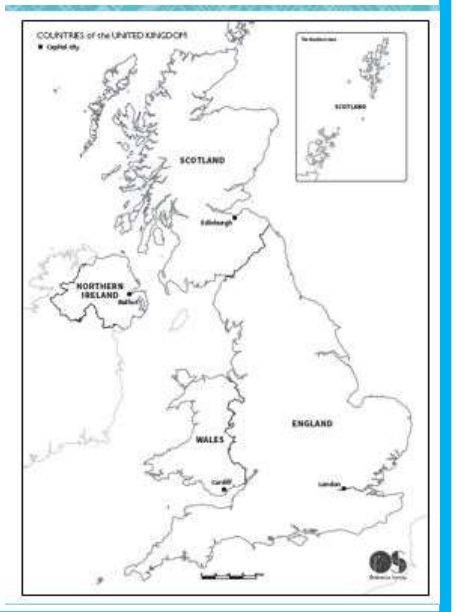

ANIMALS including HUMANS

Key Facts

- Humans need to exercise. It builds our muscles and helps pump blood around our body. Regular exercise makes us stronger and keeps our minds and bodies healthy.
- It is important that humans eat a balanced diet with all of the right nutrients – this helps us to be stronger and healthier.
- Eating a balanced diet includes having fruit and vegetables, starchy foods (like bread and pasta), meat & fish and foods containing fat.
- It is important to drink plenty of water each day too.
- All young animals change as they go through the different stages of their life cycle and grow into adults.
- To stay alive all animals have 3 basic needs for survival: air, water, food.

To stop germs from spreading, it is important to be **hygienic**.

Prior Knowledge?

I can identify name, draw and label parts of the human body.
I can say which part of the body is associated with each sense.

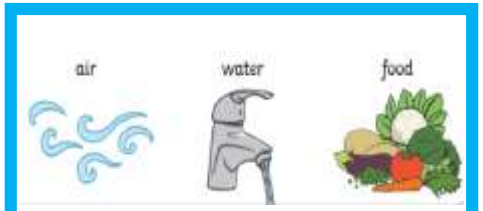

Key Vocabulary / Definition

Key Vocabulary	Definition
life cycle	The changes living things go through to become an adult.
offspring	The child of an animal.
young	Offspring that has not reached adulthood.
live young	Offspring that were not hatched from eggs.
diet	The food and water that an animal needs.
disease	Sickness or illness.
exercise	A physical activity to keep your body fit.
nutrition	The food needed to live.
pulse	The beating of the heart that can be felt in your wrist.
germs	Tiny living things that can cause disease.

Images / diagrams

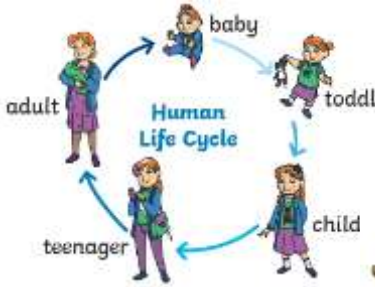

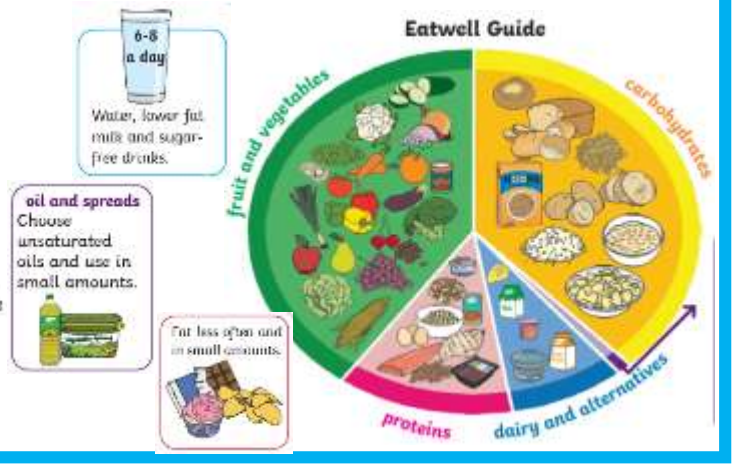

Dairy
These are a good source of calcium to help give us strong bones and teeth.

Carbohydrates
These are important for giving us energy. Whole grains in pasta and bread are best as well as brown rice and potatoes.

Fruit and Vegetables
These are good sources of vitamins, minerals and fibre. You need to eat 5 portions a day.

Proteins
These are important for helping us to grow and build muscles.

Important People / Places / Events

Claudius

Key Facts

- All around us there are things that are alive, some things that are dead and some things that have never lived.
- Living things do 7 things which show they are alive.
- Every living thing needs food in order to create energy. This process if called nutrition.
- Plans make their own food using water, carbon dioxide and light.
- Animals cannot make their own food – they need to eat food (either plants or animals) in order to get energy. Therefore, living things depend on one another to live.
- A food chain shows how energy is passed along.
- If one part of the food chain changes, it will affect the rest of the food chain.

You can remember the seven things all living things do by using the letters MRS GREN		
M	Movement	Animals move in many different ways. Plants grow and turn towards light.
R	Respiration	Plants and animals use oxygen from the air to turn food into energy.
S	Sensitivity	Living things can detect changes in their surroundings.
G	Growth	Living things get bigger and grow.
R	Reproduction	Animals have young. Plants create seeds from which new plants grow.
E	Excretion	Living things get rid of things that they make but don't need.
N	Nutrition	Living things need food/nutrients for energy.

Prior Knowledge?

I can identify and name some wild and garden plants and some common animals.
I can name some animals that are carnivores, herbivores and omnivores.
I know the changes that happen across 4 seasons.

LIVING THINGS and LIFE PROCESSES

Key Vocabulary / Definition

Key Vocabulary	Definition
dead	Things that are dead were once living. They did have all the life processes but they don't any more.
food	something that gives us energy
food chain	A diagram which shows how animals depend on plants and other animals for food.
life processes	These are the things that all living this do: move, breathe, sense, grow, make new versions of themselves, get rid of waste and get their energy from food.
living	Things that are living have al the life processes.
never living	Things made out of metal, plastic or rock were never living and have never had the life processes.
nutrition	The process of using food to make energy.
source	Where something comes from.
sun	A huge star that Earth & other planets in our Solar System orbit around.

Images / diagrams

Living	Dead	Never been alive
• Tree • Lion • Butterfly • Rose • Fish	• Feather • Fallen leaves • Bone • Wooden peg • Woolly jumper	• Brick • Spoon • Ball • Glass • Robot

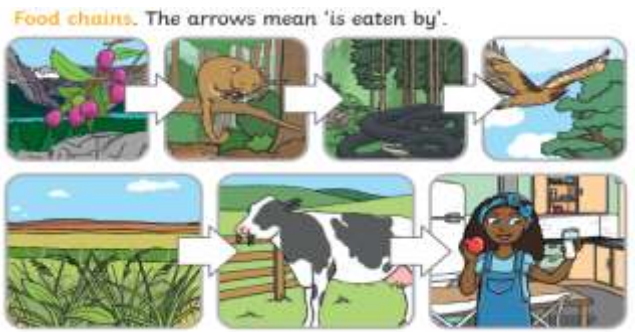

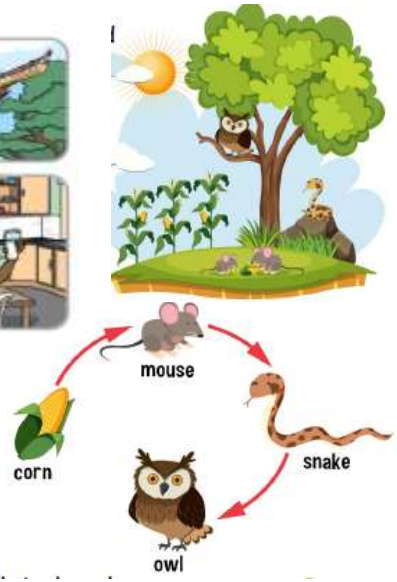

Important People / Places / Events

Claudius P

Prior Knowledge

Ideas are needed to create a design.
Glue and sticky tape can be used for joining materials.

Technical Knowledge

Levers and sliders can be found in existing products such as pop up books.
A slider allows for movements from side to side or up and down. You can use a slot in paper to do this.
You can adapt materials to allow them to move.
Different joins have different effects.
3D printer pens are used to make 3D objects.
A product must be appealing to the person it is being made for. You can do this by decorating the product.

What will I be able to do after I make my Mother's Day card and 3D flower.

Design

Use what I have found from picture pop up books and research into Mother's Day cards to help design my own card and flower.
Share my ideas through talking and drawing.

Make

Use the correct methods to create a slot in my paper.
Mark out and measure the length of the slot and the size of the moving object.
Use a 3D printing pen effectively to make a 3D flower.

Evaluate

Say what I like about my moving picture and 3D flower.
Say how I could improve my moving picture and 3D flower.

Mother's Day Card and 3D Flower Year 2

Key Vocabulary	Definition
Design	Plan or drawing to show the look and workings of a product.
evaluate	To make a judgement on how a task went.
Card	A card printed with a picture used to send a greeting or message to somebody.
Attach/join	Used to link or fasten parts together.
3D printer pen	A bigger version of a pen that uses plastic filament to draw objects in thin air. It is a handheld 3D printer.
slider	A mechanism for making movements from side to side or up and down.
Slot mechanism	A long, narrow cut in material that enables something to be inserted and slide along.

Image / diagram

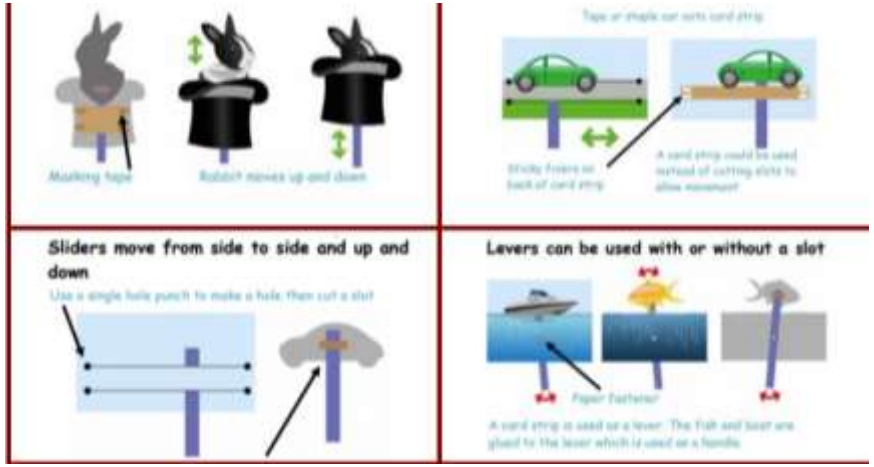

Health and Safety

Hold scissors safely: blades closed, hand around the blade, always walk when carrying scissors.

3D printing pen – always use the pen on the silicone heat resistant mat to work on.

Use the finger protectors whilst holding and using the 3D printing pen.

Heroes Y2

Key Facts

- Anyone can be a hero
- People are called heroes for different reasons – but mostly for bravery or actions
- Heroes are not just people who fought in wars and dies for doing the right thing.
- People living can be heroes

Prior Knowledge

- Children know that history is events that happened in the past that we know about.
- Children understand a timeline and have made one from their birth to reception
- Children have experienced sources and should know primary sources come form the time of the event
- https://www.youtube.com/watch?v=1xZEriIv1fg – Slave trade castle fil

Key Vocabulary	Definition
abolition	Getting rid of a law
Primary Source	Something real from the time we are studying which was actually there
Secondary Source	A photograph or book about something in history which used primary evidence to be made
Slave trade	Taking people unwillingly from their home to force them to work and holding them captive
source	Piece of evidence
Victoria Cross	Given by Queen Victoria.It is the highest award for bravery in the presence of the enemy

Image / diagram

Important People / Places

- Queen Victoria
- George Pearkes
- George Edward Doney
- Earl of Essex – Cassiobury House

Purple Mash Computing Scheme: Knowledge Organiser

Year 2 Spreadsheets

Key Learning

- To understand what a spreadsheet is and how to navigate one using 2Calculate.
- To edit and improve a spreadsheet.
- To explore how spreadsheets can complete calculations automatically.
- To explore the range of tools available in 2Calculate.
- To create and interpret block diagrams from data.

Key Resources

2Calculate

Key Images

Simple Mode



Simple Mode

Cell formatting toolbar

Money toolbar

Tools

Vertical Bar Chart

Key Questions

Why do you use a spreadsheet?
A spreadsheet can be used to store and keep records, complete maths calculations, show data in tables and graphs and even help to plan events.

What is the difference between a row and a column?
Columns go up and down the spreadsheet (vertical), whereas rows go across (horizontal).

What is the 'controls toolbar'?
The controls toolbar is where all of the 2Calculate tools can be found.

Key Vocabulary

Axis/Axes
The straight lines on a chart that data is drawn against.

Cell
An individual box in a spreadsheet where you can type data.

Column
A line of cells that goes from top to bottom in a vertical direction (up and down).

Row
A line of cells running across the page in a horizontal direction (across).

Spreadsheet
A program that helps organise information in rows and columns.

Value
A number or symbol that represents an amount.

Purple Mash Computing Scheme: Knowledge Organiser

Year 2 Questioning

Key Learning

- To understand how data can be used to help answer a question.
- To ask an appropriate question, gather data using a tally chart and present it using digital tools.
- To begin to explore how yes or no questions can be used to sort data.
- To understand how branching databases work and practise navigating them to find answers.

Key Images



Tally Chart



Pictogram

Yes or No Questions

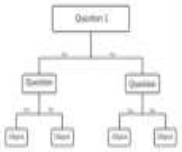

Branching Database

Key Vocabulary

Branching Database
A type of database that uses yes or no questions to help sort and identify objects.

Pictogram
A diagram that uses pictures to represent data.

Closed Question
A question that offers a set of answers or options for a person to choose from.

Sorting
The process or operation of ordering items and data in a certain way.

Data
A collection of information, used to help answer questions.

Tally Chart
A table used to record and count data using tally marks.

Open Question
A question that can't be answered with yes or no and requires extra detail.

Yes or No Question
A type of closed question that is answered using the words 'Yes' or 'No'.

Key Questions

Why does a question need to be asked to gather data?
Asking a question allows a person to collect meaningful data instead of random facts and figures.

How is asking yes or no questions different to asking a regular question?
A yes or no question is a closed question. It only gives two possible answers.

Why are yes or no questions useful?
They help a person to sort and group objects and help to narrow down a choice.